


# CONTROLLING BLOOD PRESSURE (CBP) GAP CLOSURE PROGRAM USER GUIDE




## FIRST STEPS

Access EQUIPP® via your established method or by visiting [equipp.pharmacyquality.com](http://equipp.pharmacyquality.com)

1 Select “Login.”

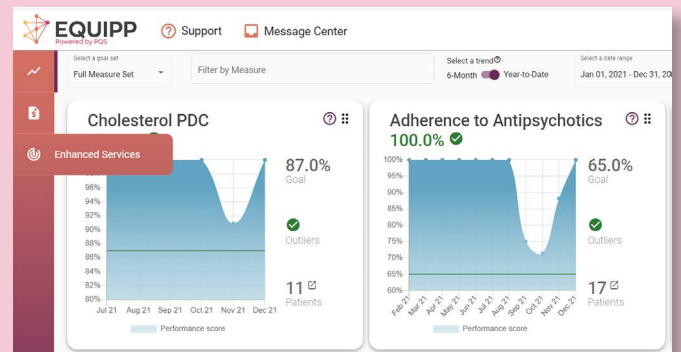
2 Enter your username and password and select “LOG IN.”

Questions? Email [support@pharmacyquality.com](mailto:support@pharmacyquality.com)



3 Access the Enhanced Services Tab

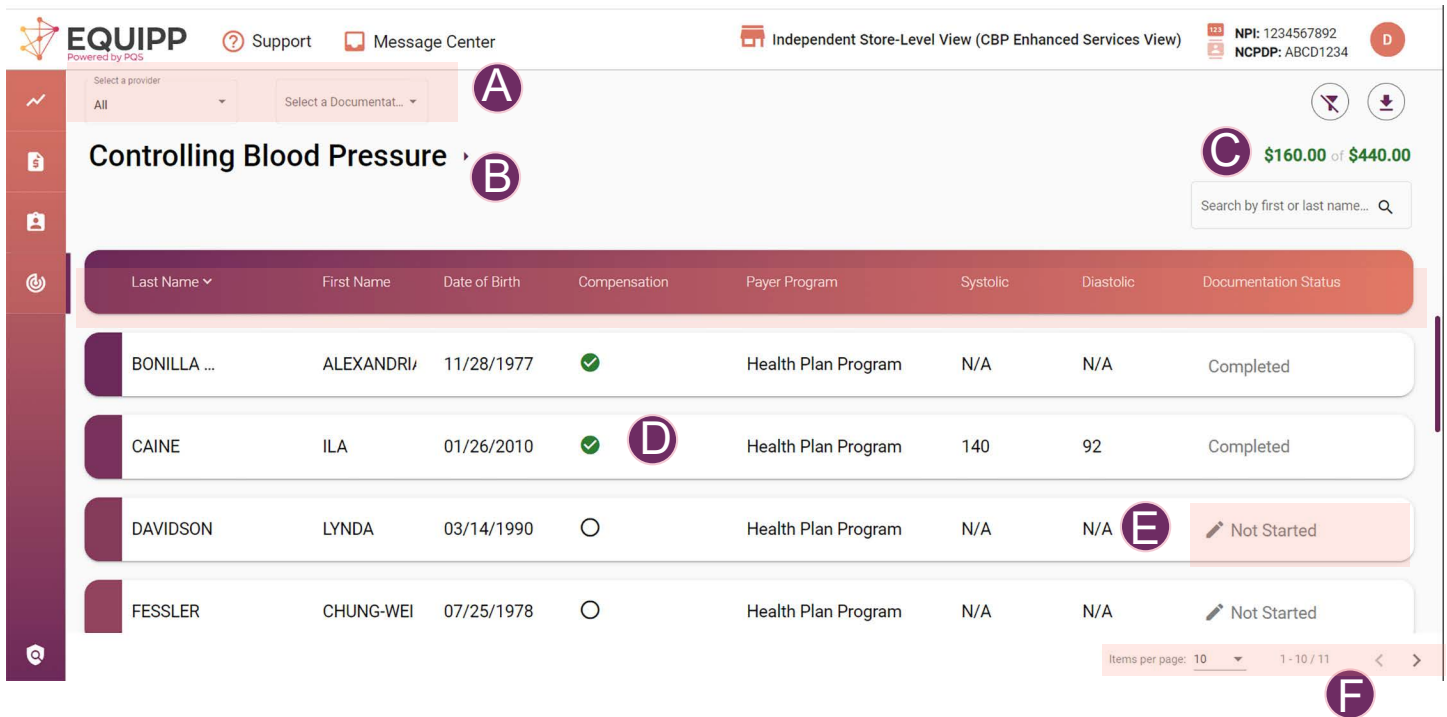
by clicking the  icon on the left-hand side.



4 Select “Controlling Blood Pressure” on the Enhanced Services page to access your patients that are eligible for CBP documentation.

Name	Current Compensation	Max Compensation	Analysis Opportunities	Max Opportunities	Last Updated
Controlling Blood Pressure	\$60.00	\$600.00	18	20	11/03/2022

# CONTROLLING BLOOD PRESSURE SCREEN



Last Name	First Name	Date of Birth	Compensation	Payer Program	Systolic	Diastolic	Documentation Status
BONILLA ...	ALEXANDRI	11/28/1977	✓	Health Plan Program	N/A	N/A	Completed
CAINE	ILA	01/26/2010	✓	Health Plan Program	140	92	Completed
DAVIDSON	LYNDA	03/14/1990	○	Health Plan Program	N/A	N/A	Not Started
FESSLER	CHUNG-WEI	07/25/1978	○	Health Plan Program	N/A	N/A	Not Started

On the Controlling Blood Pressure page view your pharmacy’s list of patients who are eligible for a blood pressure reading through the CBP program. You can:

- A** Select the payer you wish to view opportunities for from the drop-down menu.
- B** Click the arrow next to “Controlling Blood Pressure” to access links for CBP program guides.
  - Patient conversation resource guide
  - Decision tree for use during/after readings
  - Additional program information
- C** Track your progress towards the maximum payout for your pharmacy.
- D** At the far right of the patient’s row is the “Documentation Status”
  - Completed: blood pressure reading already documented
  - Not Started: patient eligible for paid reading, but documentation has not been started.
  - Click the pencil next to the status to access the patient documentation popup.
- E** Patients with an “already completed” will be highlighted with a green check.

## **F** Number of Patients and Page Navigation

This screen defaults to ten patients per page. Toggle to increase the number of patients per page. Click the arrows at the bottom of the page to navigate between pages.

# DOCUMENTATION STEPS

1 Select yes or no depending on if you were able to obtain a reading.

Documentation

Obtained blood pressure and reviewed results with patient \*

Yes

No

When NO is selected, the patient opportunity will return for intervention after 21 days.

2 You will receive a series of follow up questions based on your response to the first question.

Intervention: \*

Counseled patient about taking a blood pressure reading

Educated patient on importance of blood pressure monitoring

Discussed reading and its interpretation with the patient

Reviewed medication list

Assessed adherence to blood pressure medications

Date BP Reading Taken \*

Choose a date \*

MM/DD/YYYY

Systolic Reading \*

Choose a value \*

Range: 0-230

Diastolic Reading \*

Choose a value \*

Range: 0-130

How was the reading captured? \*

Kiosk (e.g., Hgt, pharmsmart)

Digital Arm

Digital Wrist

Other

Patient referred for further care? \*

No

Yes, encouraged patient to discuss BP reading with physician at next PCP visit

Yes, referred patient to seek immediate medical attention

Additional Documentation

3 Once you have completed these questions, read the attestation and check the box, enter your name, and click "Save and Sign."

By checking here and signing and completing this documentation, I attest (1) that the medical record entry and notations provided for herein accurately reflect observations I made when I evaluated the above listed beneficiary and (2) this information is true, accurate and complete and any falsification, omission, or concealment of material fact may subject me to Fraud, Waste, or Abuse. \*

Cancel Save and Sign

4 The patient documentation status will change to "Completed" and their blood pressure will show, if applicable.

Compensation	Health Plan	Systolic	Diastolic	Documentation Status
✓	Emblem	123	85	Completed

If you wish to view details of a patient's documentation at a later time, click on the patient's name or on the status of 'Completed' to view the record (sample included on right).

Note: the example of patient information contained in this sample document does not contain actual PHI.

AUDREY JOHNSON

DOB: Oct 25, 1988  
Health Plan: Emblem (P22000008A-BSCT-ECDF-0098-2A172694AAA)  
Last Changed: Nov 3, 2022, 9:09:57 PM by Stephanie Hale

**Visit Details**

Obtained blood pressure and reviewed results with patient

Yes

Intervention:

- Counseled patient about taking a blood pressure reading
- Reviewed medication list
- Assessed adherence to blood pressure medications

Date BP Reading Taken

Thu Nov 03 2022 00:00:00 GMT-0500 (Central Daylight Time)

Systolic Reading

120

Diastolic Reading

88

How was the reading captured?

Digital Arm

Other?

No

Patient referred for further care?

No

Additional Documentation

-

Intervention:

-

Reason given by patient for refusing BP reading in the pharmacy

-

Date of Patient Interaction

-

BP Documented By

CPIIT

Name

Jane Smith

By checking here and signing and completing this documentation, I attest (1) that the medical record entry and notations provided for herein accurately reflect observations I made when I evaluated the above listed beneficiary and (2) this information is true, accurate and complete and any falsification, omission, or concealment of material fact may subject me to Fraud, Waste, or Abuse.